

Text2ArcOrCylinder program for KeyCreator 8.X only!

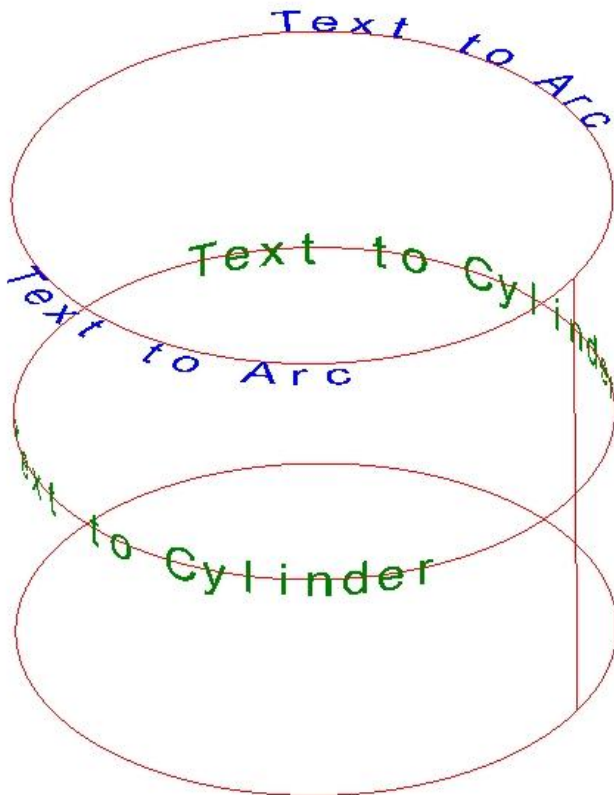
Use this program at your own risk!

Program description:

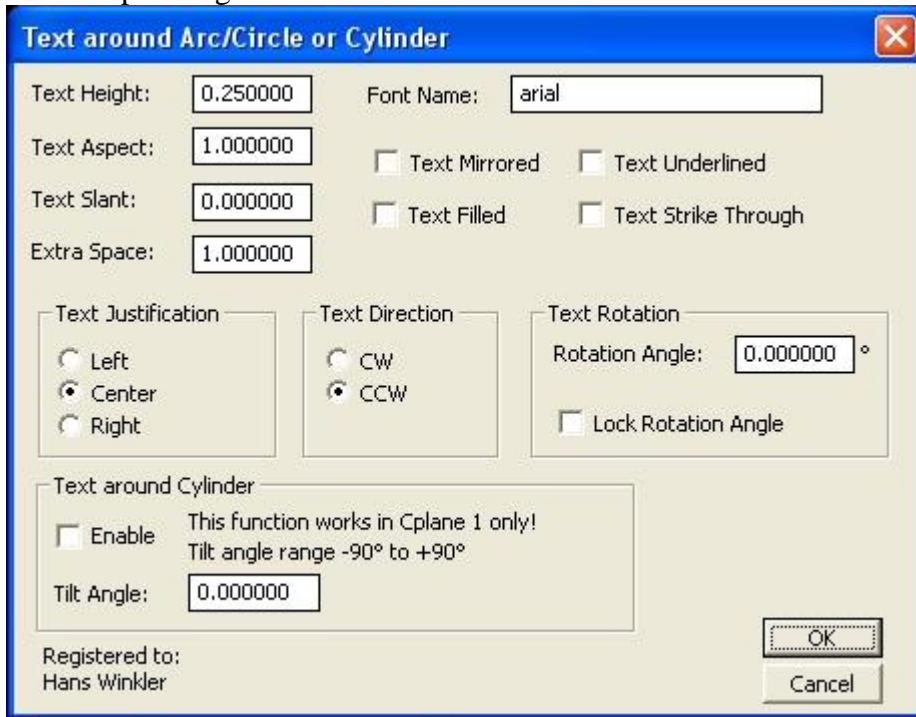
This program creates text around a Circle/Arc in a planar or cylindrical fashion. Various settings can be adjusted to achieve your specific needs. All settings are remembered once the OK button is pressed.

Enhancements:

- 1) Text to Arc is now placing the created text according to the Construction Plane
- 2) Added new feature Text to Cylinder (works **only** in Construction Plane 1)



The Setup Dialog Box



Here is some additional help; items that are self explanatory are not listed.

Extra Space:

Increases the space between the characters created. If set to 1.0, a standard space is used. If less than 1.0, the space between characters decreases. If larger than 1.0, the space increases.

Text Justification:

Indicates the placement anchor for the text to be positioned.

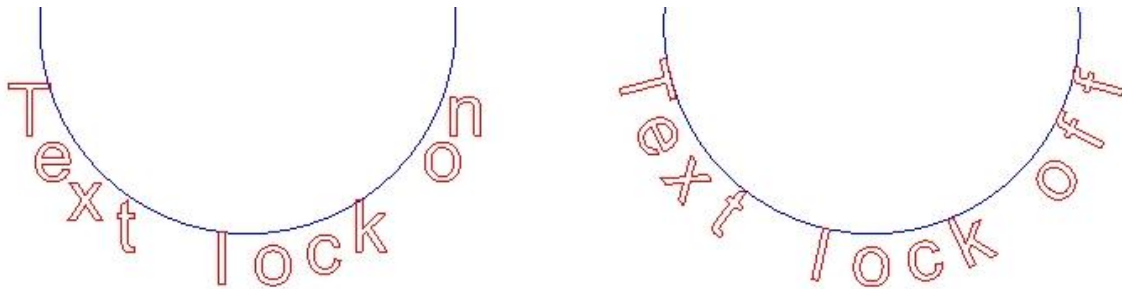
For example: If set to Center, equal amounts of text will be placed to each side of the indicated placement position.

Text Direction:

Creates the text clockwise (CW) or counter clockwise (CCW)

Text Rotation:

Rotation angle specifies the note angle of the created character in relation to the Arc/Circle center. A Rotation angle of 0° keeps each created character perpendicular to the Arc/Circle center in a readable manner. If the Lock Rotation Angle is checked, each character is created with the same angle. See example below:



Text around Cylinder:

The Text around Cylinder function has to be enabled, or disabled for Text around Arc. The Tilt Angle 0.00000 produces the text perpendicular to the cylinder, a negative or positive tilt angle can be used so the text is parallel for a cone shape as shown below. Settings for 45° angled Cone as shown below were CCW, Text around Cylinder Enabled, Tilt angle -45° .

